

Scaled data based on original data using
LM-79-08 Approved Method: Electrical and Photometric Measurements of Solid-
State Lighting Products

Test Report Prepared for
Cooper Lighting Solutions
(formerly Eaton)

Brand: McGRAW-EDISON

Report Number: P386115

Luminaire Tested: **GWC-SA1D-727-U-T2**

Issue Date: 3/3/2020

Test Information

Test Method: LM-79-08
Report Number: P386115
TEST IS SCALED FROM IESNA LM-79-08 TEST DATA (G2-1903-205-12)
Test Lab: INNOVATION CENTER
Issue Date: 3/3/2020
Manufacturer: COOPER LIGHTING SOLUTIONS (FORMERLY EATON)
Product Line: MCGRAW-EDISON
Catalog Number: GWC-SA1D-727-U-T2
Description: GALLEON WALL LUMINAIRE
(1) 70 CRI, 2700K, 1200mA LIGHTSQUARE WITH 16 LEDS AND TYPE II OPTICS
Light Source: -
Ballast/Driver: ELECTRONIC DRIVER

Summary

Lumens per Lamp: N/A
Luminaire Lumens: 6800 lumens
Efficiency: N/A
Efficacy: 101.5 lumens/watt
Luminous Opening: Rectangular (W 0.5' x L: 0.5' x H: 0')
IES Classification: Type III - Medium
BUG Rating: B1 - U0 - G2

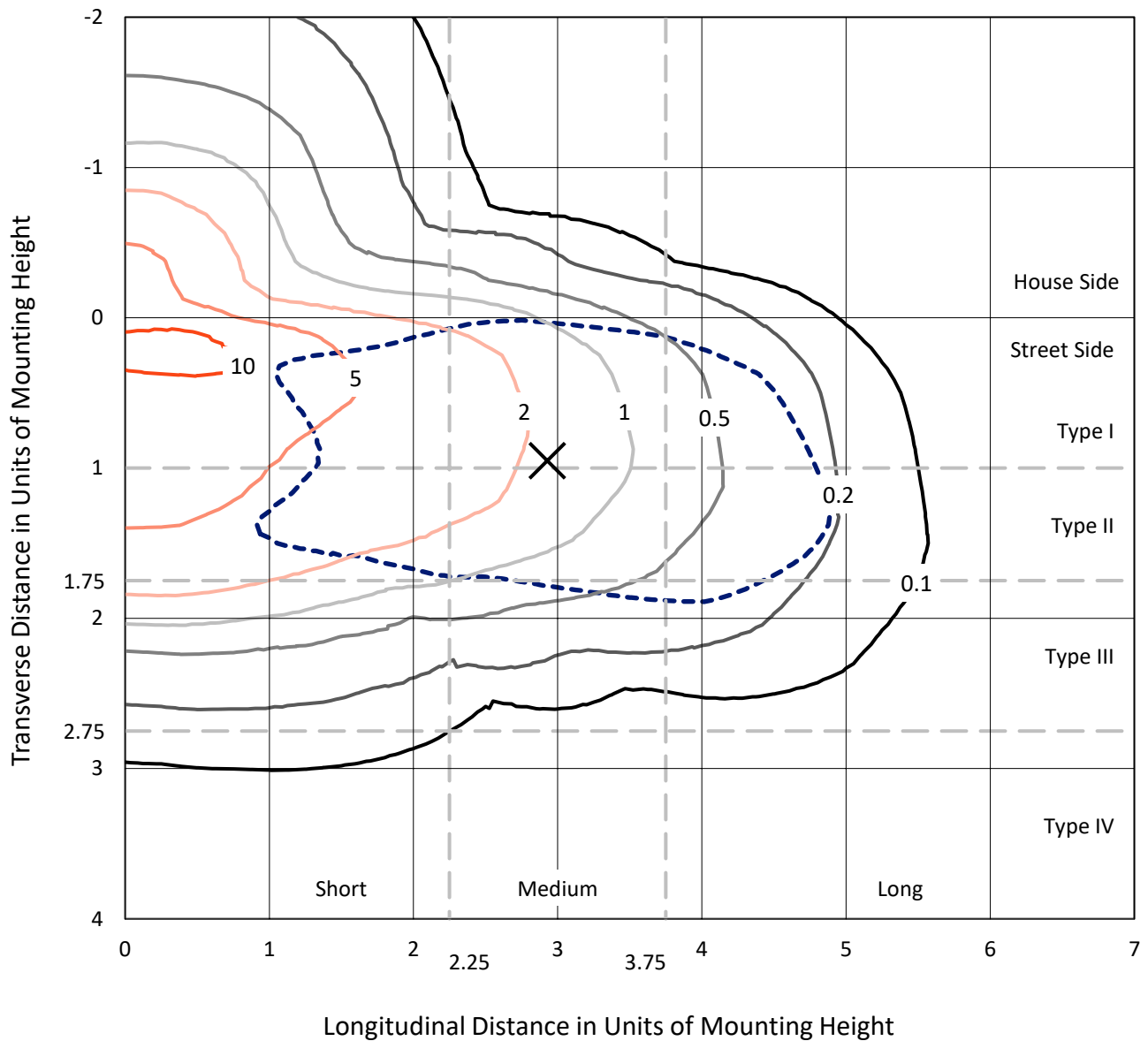
Input Watts (W): 67
Input Voltage (V): NR
Input Current (A_{in}): NR
Voltage Rise (V): NR
Power Factor: NR
Total Harmonic Distortion (THDi): NR
Frequency (hertz): 60
Stabilization Time: NR
Operation Time: NR
Ambient Temperature (°C): NR
Test Distance: 24 FT



REPORT NUMBER: P386115
 CATALOG NUMBER: GWC-SA1D-727-U-T2

Iso-Footcandle Lines of Horizontal Illumination

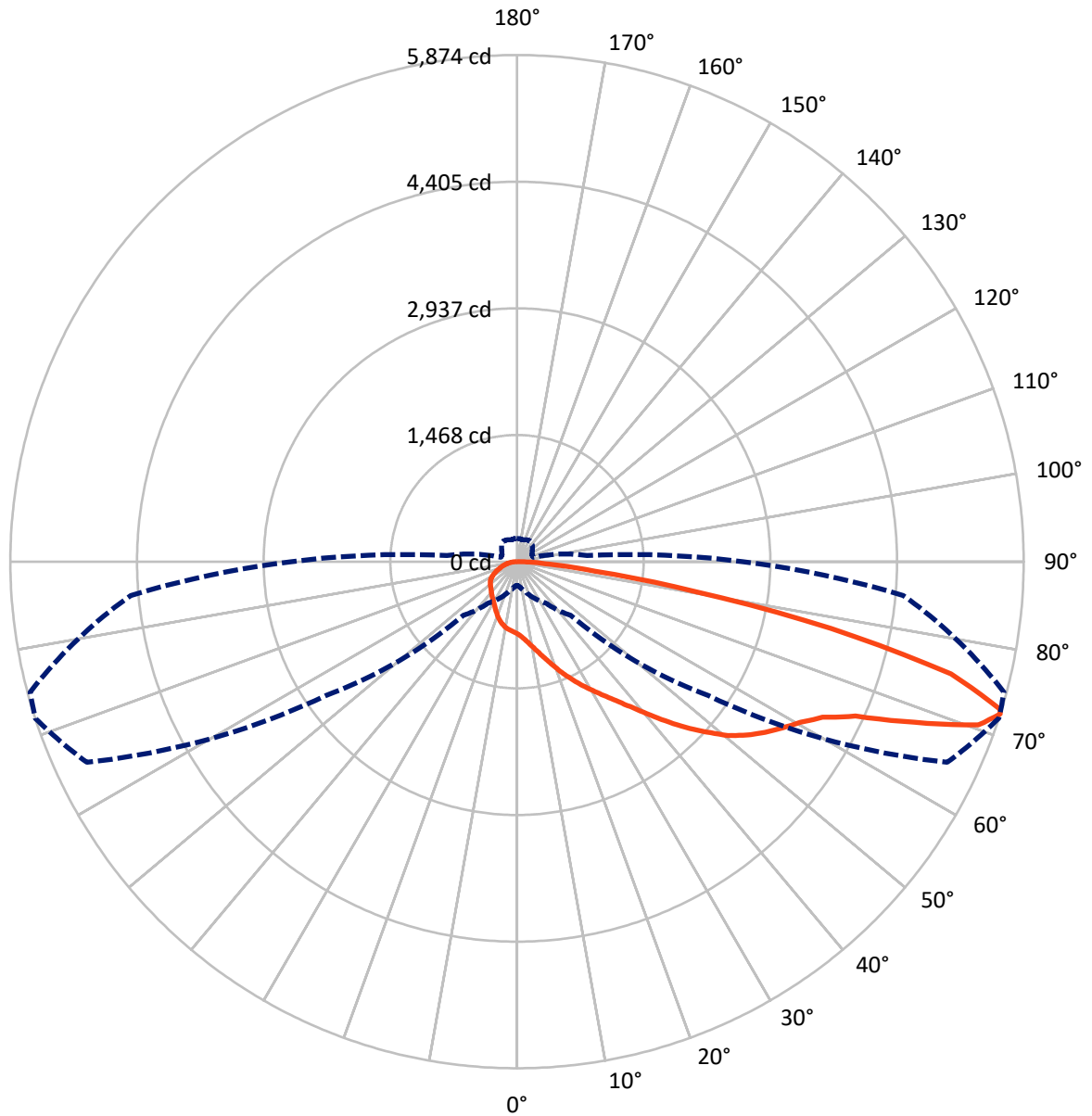
✕ Max cd
 - - - 1/2 Max cd



Based on 10 foot mounting height. Maximum calculated value = 11.5 fc
 Type III - Medium - N/A

REPORT NUMBER: P386115
CATALOG NUMBER: GWC-SA1D-727-U-T2

Luminous Intensity Polar Plot



— Vertical Plane Through 72-Deg Lateral - - - Horizontal Cone Through 72-Deg Vertical

REPORT NUMBER: P386115

CATALOG NUMBER: GWC-SA1D-727-U-T2

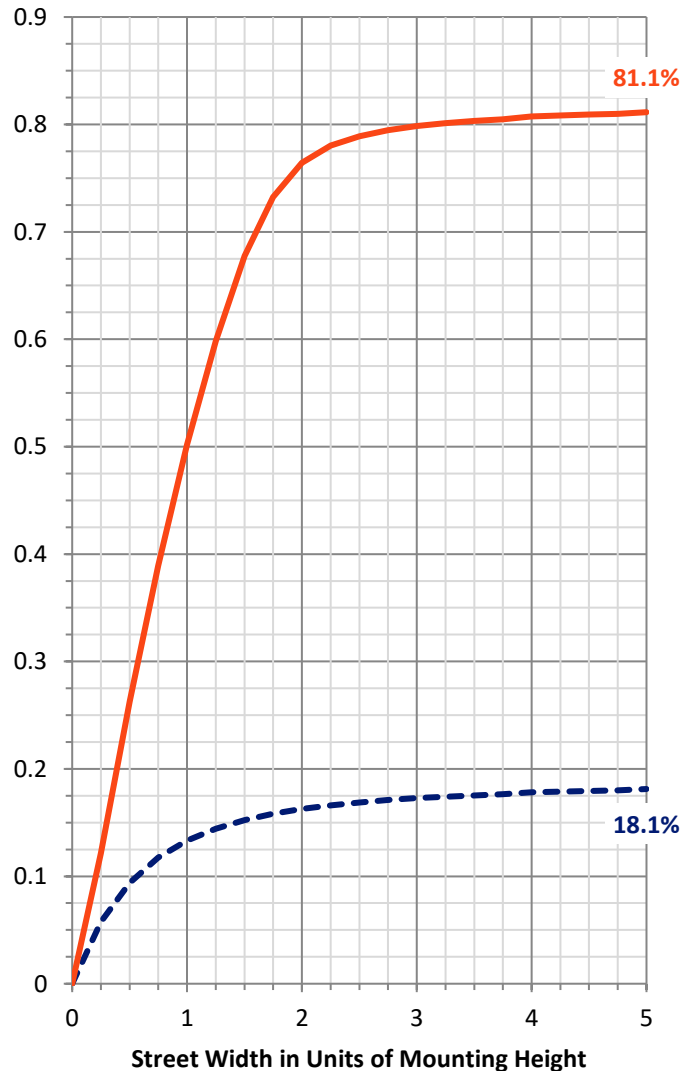
FLUX DISTRIBUTION:

		Downward	Upward	Total
House Side	Lumens	1261.4	0.0	1261.4
	% Fixture	18.6	0.0	18.6
Street Side	Lumens	5538.5	0.0	5538.5
	% Fixture	81.4	0.0	81.4
Total	Lumens	6800.0	0.0	6800.0
	% Fixture	100.0	0.0	100.0

ZONAL LUMENS:

Zone	Lumens	% Fixture
0°-10°	83.8	1.2
10°-20°	270.9	4.0
20°-30°	474.7	7.0
30°-40°	703.8	10.4
40°-50°	1029.4	15.1
50°-60°	1416.4	20.8
60°-70°	1576.9	23.2
70°-80°	1068.5	15.7
80°-90°	175.6	2.6
90°-100°	0.0	0.0
100°-110°	0.0	0.0
110°-120°	0.0	0.0
120°-130°	0.0	0.0
130°-140°	0.0	0.0
140°-150°	0.0	0.0
150°-160°	0.0	0.0
160°-170°	0.0	0.0
170°-180°	0.0	0.0
0°-90°	6800.0	100.0
0°-180°	6800.0	100.0

Coefficient of Utilization



REPORT NUMBER: P386115

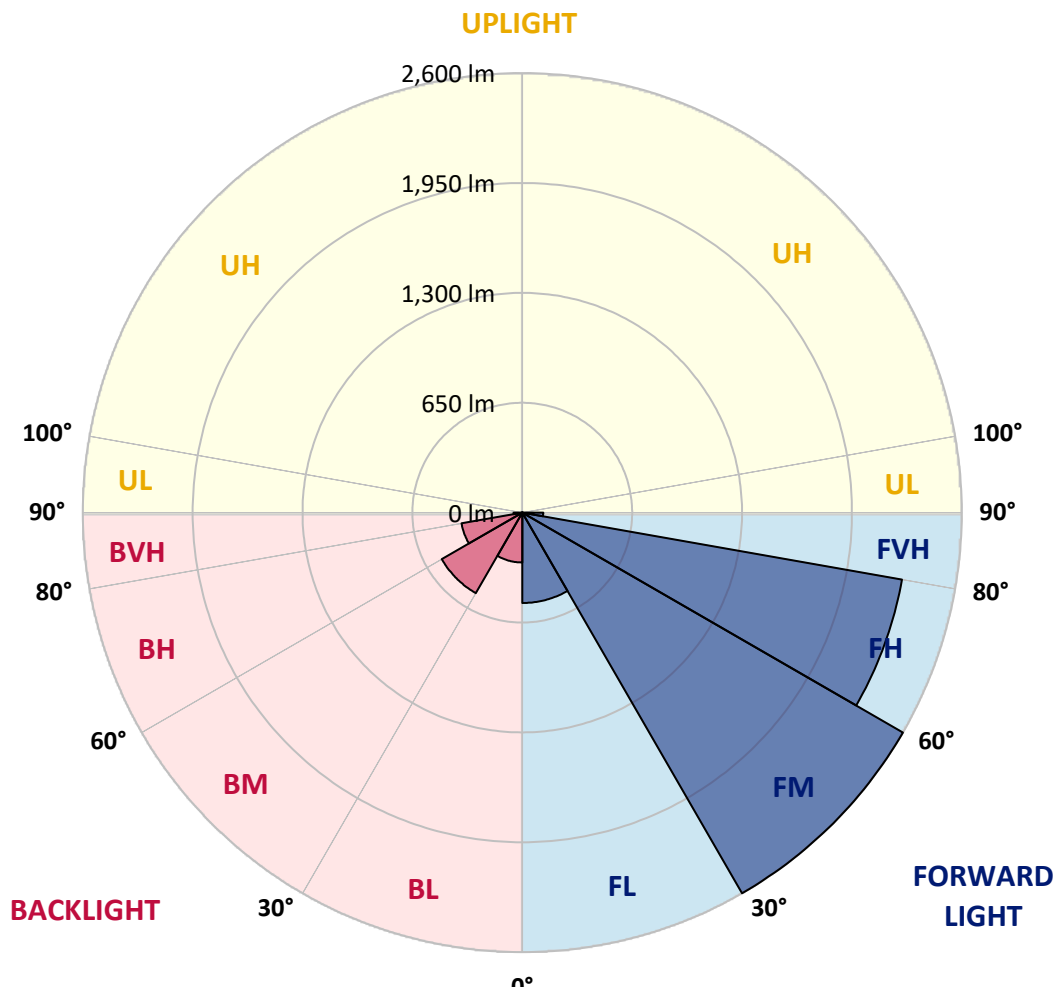
CATALOG NUMBER: GWC-SA1D-727-U-T2

LUMINAIRE CLASSIFICATION SYSTEM LUMEN TABLE AND BUG RATING:

Zone	Lumens	% Fixture	Zone Rating/Lumen Limit		
			B	U	G
FL (0°-30°)	534.5	7.9			
FM (30°-60°)	2599.7	38.2			
FH (60°-80°)	2280.4	33.5			G2/5000
FVH (80°-90°)	123.9	1.8			G2/225
BL (0°-30°)	294.9	4.3	B1/500		
BM (30°-60°)	549.9	8.1	B1/1000		
BH (60°-80°)	365.0	5.4	B1/500		G1/500
BVH (80°-90°)	51.7	0.8			G1/100
UL (90°-100°)	0.0	0.0		U0/0	
UH (100°-180°)	0.0	0.0		U0/0	

BUG Rating: B1-U0-G2

Type III Medium





REPORT NUMBER: P386115

CATALOG NUMBER: GWC-SA1D-727-U-T2

CANDELA DISTRIBUTION (FULL):

	0°	5°	15°	25°	35°	45°	55°	65°	72°	75°	85°
0°	836.6	836.6	836.6	836.6	836.6	836.6	836.6	836.6	836.6	836.6	836.6
2.5°	924.1	922.7	917.8	917.8	908.5	900.5	885.5	875.4	863.5	859.3	845.2
5°	1013.6	1014.1	1008.0	1003.8	989.9	973.1	947.6	924.4	901.2	891.8	863.0
7.5°	1088.7	1087.8	1086.2	1082.7	1069.8	1052.5	1018.0	983.6	949.4	935.4	885.7
10°	1137.0	1139.1	1140.5	1142.1	1136.7	1124.3	1091.8	1049.9	1005.2	986.0	912.9
12.5°	1161.3	1165.1	1171.6	1182.9	1191.8	1190.4	1166.7	1122.2	1069.1	1045.0	946.9
15°	1175.6	1180.5	1190.8	1211.0	1236.0	1250.3	1244.0	1203.7	1144.5	1114.7	988.3
17.5°	1184.5	1188.5	1204.4	1231.3	1268.6	1306.5	1323.1	1289.4	1229.7	1195.7	1035.8
20°	1190.6	1193.6	1213.5	1245.1	1293.4	1353.8	1400.1	1391.7	1323.6	1279.6	1085.5
22.5°	1204.2	1206.8	1225.7	1257.6	1310.9	1388.9	1474.4	1487.0	1422.6	1372.8	1138.6
25°	1242.1	1242.1	1258.0	1280.3	1330.4	1419.3	1537.1	1593.1	1523.8	1465.7	1187.8
27.5°	1314.5	1313.8	1319.6	1327.3	1365.3	1450.3	1593.1	1686.7	1628.7	1565.2	1235.5
30°	1400.1	1404.8	1405.5	1401.8	1419.6	1488.9	1644.8	1785.5	1734.3	1665.9	1284.5
32.5°	1510.4	1513.5	1510.0	1497.6	1495.0	1543.7	1695.6	1889.0	1848.5	1771.0	1329.2
35°	1650.4	1644.6	1633.6	1608.3	1584.2	1617.0	1753.7	1992.5	1976.8	1898.2	1390.8
37.5°	1800.5	1800.8	1787.2	1729.8	1696.6	1710.6	1833.8	2109.8	2132.1	2049.4	1469.7
40°	1920.9	1927.2	1935.6	1860.2	1817.2	1836.6	1935.6	2245.9	2315.6	2228.8	1572.5
42.5°	2004.9	2012.2	2036.1	1988.8	1944.1	1980.1	2055.5	2391.0	2521.7	2435.7	1692.8
45°	2093.9	2097.9	2114.7	2094.4	2065.8	2147.1	2190.6	2541.3	2739.7	2656.3	1827.5
47.5°	2187.6	2191.8	2209.1	2195.5	2180.5	2303.0	2331.6	2683.0	2948.5	2898.6	1971.2
50°	2303.2	2306.0	2322.4	2297.8	2302.5	2420.5	2457.5	2812.9	3167.4	3116.4	2115.4
52.5°	2461.0	2461.7	2484.4	2462.2	2440.2	2506.7	2565.9	2935.4	3339.1	3314.9	2259.7
55°	2584.7	2592.1	2666.6	2661.9	2649.3	2584.9	2656.5	3052.0	3492.2	3503.7	2412.8
57.5°	2505.8	2535.0	2685.8	2792.1	2895.6	2779.5	2779.0	3183.3	3634.5	3688.9	2581.1
60°	2194.6	2234.4	2456.6	2692.4	3016.2	3118.0	3033.3	3343.7	3778.3	3872.4	2792.1
62.5°	1567.3	1632.9	1934.0	2310.5	2850.9	3342.3	3550.7	3598.2	3973.8	4085.0	3066.3
65°	792.3	842.0	1094.4	1547.9	2277.7	3195.8	4113.1	4155.5	4313.5	4412.3	3488.4
67.5°	481.4	500.1	623.3	860.9	1396.4	2489.4	4296.7	5084.3	4971.0	5023.4	4090.4
70°	354.7	368.5	445.3	571.8	803.1	1460.8	3733.3	5747.2	5672.7	5666.9	4535.3
72°	276.3	286.4	354.3	462.0	587.2	876.4	2705.9	5502.5	5873.6	5844.1	4494.5
72.5°	262.0	270.9	332.7	434.8	554.9	794.4	2432.9	5337.4	5859.1	5845.7	4441.8
75°	206.3	212.6	246.3	336.2	434.3	450.7	1333.2	4136.3	5197.6	5413.8	3995.1
77.5°	170.7	171.6	189.4	244.7	338.6	318.7	654.9	2869.8	3721.9	3959.5	2830.0
80°	139.1	140.2	148.7	171.6	256.1	235.8	310.9	1650.2	2083.8	2086.4	1345.8
82.5°	110.7	111.0	120.3	125.5	184.0	168.6	178.2	774.8	910.6	875.9	483.7
85°	78.0	76.3	117.5	103.0	120.3	108.2	98.3	306.7	376.5	360.1	151.5
87.5°	26.0	26.9	52.2	66.7	70.2	61.3	43.8	117.5	142.1	141.0	48.0
90°	0.0	0.0	0.0	0.0	0.0	0.0	0.0	0.0	0.0	0.0	0.0



REPORT NUMBER: P386115
 CATALOG NUMBER: GWC-SA1D-727-U-T2

CANDELA DISTRIBUTION (continued):

	90°	95°	105°	115°	125°	135°	145°	155°	165°	175°	180°
0°	836.6	836.6	836.6	836.6	836.6	836.6	836.6	836.6	836.6	836.6	836.6
2.5°	840.8	833.3	822.3	810.1	800.5	790.7	783.4	779.7	775.5	772.0	776.2
5°	849.7	835.6	812.2	789.3	772.4	757.4	746.7	741.0	735.9	732.4	732.9
7.5°	864.2	841.5	802.2	768.7	745.3	729.1	718.1	714.4	711.1	710.1	711.3
10°	879.7	846.2	788.8	744.3	717.6	704.3	699.4	701.9	704.3	706.4	708.7
12.5°	897.2	850.4	769.4	715.8	693.1	687.9	692.8	704.1	712.2	717.2	720.2
15°	920.2	854.1	746.9	687.2	672.0	677.8	694.5	713.9	728.2	737.3	738.7
17.5°	941.2	853.9	718.1	658.4	654.9	672.0	697.0	724.4	743.6	756.5	759.1
20°	963.0	847.6	684.6	630.3	637.6	665.7	698.2	731.2	754.4	769.4	772.9
22.5°	983.4	836.6	647.9	604.8	623.0	657.2	693.8	727.2	750.4	762.6	766.3
25°	997.2	817.4	610.6	583.2	610.2	646.9	679.2	706.2	723.5	729.6	730.5
27.5°	1004.2	792.3	575.5	564.5	596.8	630.1	652.3	665.7	670.6	670.1	669.2
30°	1005.2	759.3	545.3	549.3	581.4	605.2	615.8	613.2	606.9	596.1	597.1
32.5°	1002.1	722.1	520.0	534.8	561.7	575.0	575.5	563.1	546.2	529.2	524.5
35°	1003.0	685.6	497.8	518.4	537.8	543.7	538.3	520.0	497.1	475.1	470.4
37.5°	1013.4	653.7	478.6	499.4	511.4	512.8	505.0	485.8	469.0	447.4	445.6
40°	1037.9	631.0	460.3	478.1	484.9	485.6	474.6	461.0	462.4	451.0	450.7
42.5°	1082.2	621.2	444.2	455.9	460.1	461.5	453.1	444.4	456.6	449.1	446.5
45°	1139.3	623.5	430.6	434.1	441.8	448.4	443.2	432.7	437.4	404.8	394.1
47.5°	1205.3	638.5	419.8	415.4	428.7	441.1	433.2	417.2	400.6	368.3	362.2
50°	1282.6	661.7	410.0	396.9	414.4	431.3	423.3	400.6	375.6	359.9	357.8
52.5°	1363.2	690.0	400.1	376.5	396.4	423.8	419.8	396.9	366.0	350.5	347.7
55°	1454.5	718.6	387.7	352.8	377.0	420.3	418.2	383.3	358.7	350.0	347.9
57.5°	1568.0	751.1	371.3	328.3	358.7	407.6	401.1	375.1	351.2	344.7	343.9
60°	1716.0	799.1	347.7	302.0	336.5	388.2	386.8	363.1	339.3	334.6	333.6
62.5°	1938.0	878.5	315.2	275.8	311.6	355.2	368.1	347.0	326.6	326.4	326.9
65°	2282.1	997.9	279.8	252.9	286.6	327.3	346.3	330.4	313.7	318.4	319.1
67.5°	2681.1	1096.9	245.1	230.4	261.1	300.9	326.6	313.7	296.7	308.8	309.1
70°	2813.9	1008.4	214.7	208.1	234.6	275.3	305.3	295.5	278.2	290.3	289.2
72°	2618.6	814.1	195.0	191.3	214.7	254.3	286.4	278.4	261.3	269.5	266.4
72.5°	2557.0	776.2	190.1	187.1	209.3	248.9	281.4	274.2	257.1	264.1	261.3
75°	2281.0	674.1	163.4	164.1	182.6	222.7	253.8	251.5	233.9	234.6	233.7
77.5°	1654.4	494.3	137.7	142.4	155.5	195.7	225.9	224.5	205.3	201.8	201.1
80°	767.7	252.2	112.2	114.3	127.8	163.7	192.7	190.8	175.4	170.9	168.3
82.5°	262.9	119.9	84.3	85.7	99.0	131.8	167.2	166.0	153.1	144.5	139.1
85°	93.9	59.7	59.0	57.6	70.7	103.7	145.6	139.3	120.3	102.6	102.1
87.5°	30.4	25.5	30.4	30.2	41.2	70.2	105.8	90.1	87.3	72.6	71.2
90°	0.0	0.0	0.0	0.0	0.0	0.0	0.0	0.0	0.0	0.0	0.0

Signify Classified - Internal
Cooper Lighting Solutions Photometric Lab
1121 Highway 74 South
Peachtree City, GA 30269

Scaled Data Report



Report Generated By 670245982

Signify Classified - Internal
Cooper Lighting Solutions Photometric Lab
1121 Highway 74 South
Peachtree City, GA 30269

Scaled Data Report



Signify Classified - Internal
Cooper Lighting Solutions Photometric Lab
1121 Highway 74 South
Peachtree City, GA 30269

Scaled Data Report



Signify Classified - Internal
Cooper Lighting Solutions Photometric Lab
1121 Highway 74 South
Peachtree City, GA 30269

Scaled Data Report



Signify Classified - Internal
Cooper Lighting Solutions Photometric Lab
1121 Highway 74 South
Peachtree City, GA 30269

Scaled Data Report



--- HS — SS

Signify Classified - Internal
Cooper Lighting Solutions Photometric Lab
1121 Highway 74 South
Peachtree City, GA 30269

Scaled Data Report



u

Signify Classified - Internal
Cooper Lighting Solutions Photometric Lab
1121 Highway 74 South
Peachtree City, GA 30269

Scaled Data Report



Signify Classified - Internal
Cooper Lighting Solutions Photometric Lab
1121 Highway 74 South
Peachtree City, GA 30269

Scaled Data Report



(END OF REPORT)